

# **2021 Suggested Rental Rates For Construction Equipment**



## **FORWARD**

The 2021 edition of the Nova Scotia Road Builders Association Suggested Schedule of Rental Rates for Construction Equipment is presented for the information and the guidance of various members of the construction industry- owners, engineers, contractors and equipment dealers.

The objective of the association in publishing these rates is to provide a basic guide, encompassing all the factors of the cost of ownership, and expressing them in the appropriate form.

The association would emphasize that these rates are in no way mandatory or inflexible, but can serve the industry as a basic guide from which industry members may negotiate for the rental of specific items.

The rates used have been determined after considerable review and discussion by industry members in Nova Scotia.

It is the association's hope that the 2021 edition will continue to serve the Nova Scotia Construction Industry's needs.

Prepared and Published by:

Nova Scotia Road Builders Association  
11 Thornhill Drive, Suite 217  
Dartmouth, Nova Scotia  
B3B 1R9  
Phone: (902) 405-3497  
Fax: (902) 404-3060  
[www.nsrba.ca](http://www.nsrba.ca)

# 2021 Suggested Rental Rates For Construction Equipment





## EXPLANATORY INFORMATION


- 1.) Purchase Price 2021 - Developed by taking the average of multiple price quotes from suppliers in Nova Scotia.
- 2.) Monthly Rental % - A predetermined factor required per month to cover the cost of the items which make up the total cost of ownership; depreciation, obsolescence, major repairs, general overhead and profit.
- 3.) Monthly Rental Rate - The 2021 Purchase Price multiplied by the Monthly Rental %. The monthly rate is a non-operated/unfueled rate for a minimum of one month (176 hours).
- 4.) Weekly Rental Rate - One Third (1/3) of the monthly rate.
- 5.) Daily Rental Rate - One twelfth (1/12) of the monthly rate.
- 6.) Hourly Rental Rate - Obtained by dividing the monthly rental charge by 176 and adding a charge to compensate for the provision by the lessor of operator, fuel, and normal running repairs.


### **\*2022 Fuel Disclosure\*:**


The price of fuel for equipment rented by the hour is costed at \$1.10/L. Because of the volatility in the current fuel market, it is suggested that stakeholders adjust their prices accordingly.


 <b>EQUIPMENT DESCRIPTION</b>	<b>NSRBA 2021</b>				
	<b>Purchase Price 2021</b>	<b>Monthly Rental %</b>	<b>Monthly Rate</b>	<b>Hourly Rate</b>	<b>Daily Rate</b>
<b>AIR EQUIPMENT &amp; TOOLS: Non-Operated*</b>					
Compressors: Gas or Diesel, cfm @ 100 psi					
Gas or Diesel, cfm @ 100 psi					
85-150 cfm	\$28,909	7%	\$2,025	\$12	\$169
151-175 cfm	\$36,939	7%	\$2,585	\$15	\$215
176-250 cfm	\$54,606	7%	\$3,820	\$22	\$319
251-325 cfm	\$59,301	7%	\$4,150	\$24	\$346
326-450 cfm	\$87,468	7%	\$6,125	\$36	\$510
451-600 cfm	\$118,601	7%	\$8,300	\$48	\$692
601-750 cfm	\$133,426	7%	\$9,340	\$54	\$778
751-900 cfm	\$155,664	7%	\$10,895	\$63	\$908
901-1200 cfm	\$213,482	7%	\$14,945	\$87	\$1,245
Air Compressor up to 150 cfm c/w hammer, hose steel & bits, operated.					
Compressor Accessories: Air Hose - 50' c/w couplings					
1/2"	\$265	42%	\$110	\$1	\$9
3/4"	\$294	42%	\$125	\$1	\$10
1"	\$307	42%	\$130	\$1	\$11
2"	\$551	42%	\$230	\$1	\$19
3"	\$742	42%	\$310	\$2	\$26
Whip 10'	\$170	70%	\$120	\$1	\$10
Sand Blasters:					
up to 99 lbs			\$875	\$5	\$73
up to 298 lbs			\$1,050	\$6	\$88
up to 595 lbs			\$1,160	\$7	\$97
ROCK DRILLS - (not including steel or bits)					
Air Tract-Fixed Boom:					
4" - 5" Drifter	\$186,695	5%	\$9,335	\$54	\$778
5 1/2" - 7" Drifter	\$204,957	5%	\$10,250	\$60	\$854
7 1/2" - 8" Drifter	\$230,822	5%	\$11,540	\$67	\$962
Air Track-Extendable Boom:					
4" - 5" Drifter	\$215,520	5%	\$10,775	\$63	\$898
5 1/2" - 7" Drifter	\$227,307	5%	\$11,365	\$66	\$947
Hydraulic Track Drill:					
complete unit (includes 175 cfm compressor)					
2 1/2" - 3 1/2" Drill Hole Dia	\$620,100	5%	\$31,005	\$180	\$2,584
3 1/4" - 4"	\$704,900	5%	\$35,245	\$205	\$2,937
4 1/4" - 5"	\$916,900	5%	\$45,845	\$267	\$3,820
5 1/4" - 6"	\$1,050,775	5%	\$52,540	\$305	\$4,378
Drill Master 6 1/2"	\$1,173,527	5%	\$58,675	\$341	\$4,890

 <b>EQUIPMENT DESCRIPTION</b>	<b>NSRBA 2021</b>				
	<b>Purchase Price 2021</b>	<b>Monthly Rental %</b>	<b>Monthly Rate</b>	<b>Hourly Rate</b>	<b>Daily Rate</b>
Jackhammers:					
Up to 60 lbs	\$4,876	15%	\$730	\$4	\$61
61-80 lbs	\$4,876	15%	\$730	\$4	\$61
81-100 lbs	\$6,289	15%	\$945	\$5	\$79
101-110 lbs	\$6,908	15%	\$1,035	\$6	\$86
<b>DEMOLITION &amp; DIGGING TOOLS: Non-Operated *</b>					
(Not including points chisels, etc.)					
Pavement Breakers:					
30-50 lbs	\$2,507	20%	\$500	\$3	\$42
51-70 lbs	\$2,846	20%	\$570	\$3	\$47
70-90 lbs	\$3,344	20%	\$670	\$4	\$56
Clay Spades:					
25 lbs	\$2,344	20%	\$470	\$3	\$39
AIR TOOLS					
Chipping Hammers:					
12 lbs	\$1,537	40%	\$615	\$4	\$51
Tampers:					
34 lbs	\$2,433	20%	\$485	\$3	\$41
Air Pumps					
Centrifugal-Submersible:					
2"	\$3,816	20%	\$765	\$4	\$64
2 1/2"	\$4,452	20%	\$890	\$5	\$74
Diaphragm:					
2"	\$4,028	20%	\$805	\$5	\$67
<b>ASPHALT AND BITUMINOUS EQUIPMENT: Fuelled and</b>					
Asphalt Curb Machine (Gas Driven)	\$19,292	20%	\$3,860	\$60	\$322
Asphalt Distributor:					
up to 500 US GAL (Trailer or Skid Mount)	\$20,352	20%	\$4,070	\$61	\$339
1501-2000 US GAL	\$237,440	10%	\$23,745	\$175	\$1,979
2500-3500 US GAL	\$271,566	10%	\$27,155	\$195	\$2,263
Asphalt Milling Machine: Self prop. Crawler or rubber mount c/w auto grade - teeth N.I.					
Up to 20" width	\$472,760	8%	\$37,820	\$282	\$3,152
39" width (275HP)	\$773,000	8%	\$61,840	\$449	\$5,153
78-83" width (470-625HP)	\$1,072,720	8%	\$85,820	\$643	\$7,151
83" and larger	\$1,574,100	8%	\$125,930	\$907	\$10,494
Asphalt Pavers: Crawler or Rubber Mounted: c/w Automatic Grade Control					
4' 6" Screed, 6500 lbs 35HP	\$96,460	10%	\$9,645	\$98	\$804
8' Screed, 15,000 lbs, 55-85HP	\$182,465	10%	\$18,245	\$160	\$1,521


 <b>EQUIPMENT DESCRIPTION</b>	<b>NSRBA 2021</b>				
	<b>Purchase Price 2021</b>	<b>Monthly Rental %</b>	<b>Monthly Rate</b>	<b>Hourly Rate</b>	<b>Daily Rate</b>
8' Screed, 25,000 lbs, 100-130HP	\$365,170	10%	\$36,515	\$270	\$3,043
8' Screed, 35,000 - 40,000lbs 155-175HP	\$551,390	10%	\$55,140	\$388	\$4,595
10' Screed, 40,000-50,000 lbs 195-235HP	\$661,440	10%	\$66,145	\$462	\$5,512
Material Transfer Vehicle, 235-300HP	\$868,140	10%	\$86,815	\$616	\$7,235
Pulverizers (Teeth N.I.)					
<b>BACKHOES: Fueled and Operated *</b>					
Backhoes:					
30-49HP	\$101,813	6%	\$6,110	\$78	\$509
50-65HP	\$119,780	6%	\$7,185	\$88	\$599
66-79HP	\$137,149	6%	\$8,230	\$97	\$686
80-99HP	\$159,000	6%	\$9,540	\$108	\$795
100HP & Over	\$185,500	6%	\$11,130	\$120	\$928
<b>EXCAVATORS: Fueled and Operated *</b>					
Hydraulically Operated:					
crawler mounted, complete unit:					
(Note: KG is "minimum operating weight")					
6000 - 12,000 KG., 35-85 HP	\$143,728	6%	\$8,625	\$97	\$719
12,001 - 15,000 KG., 86-100 HP	\$182,706	6%	\$10,960	\$117	\$914
15,001 - 20,000 KG., 101-140 HP	\$217,864	6%	\$13,070	\$135	\$1,089
20,001 - 25,000 KG., 141-175 HP	\$254,785	6%	\$15,285	\$155	\$1,274
25,001 - 30,000 KG., 176-240 HP	\$303,142	6%	\$18,190	\$182	\$1,516
30,001 - 45,000 KG., 241-340 HP	\$385,062	6%	\$23,105	\$227	\$1,925
45,001 - 60,000 KG., 341-400 HP	\$477,529	6%	\$28,650	\$275	\$2,388
61,001 - 80,000 KG., 401-450 HP	\$694,773	6%	\$41,685	\$362	\$3,474
80,001 - 90,000 KG., 451-525 HP	\$1,174,545	6%	\$70,475	\$542	\$5,873
Hydraulically Operated: Backhoe / Excavator Attachments					
Hydraulic Demolition Hammers:					
(Add to the respective hourly rates for a machine with hydraulic hammer capability)					
Tramac BRH620, NPK10X, Allied 750	\$85,904	18%	\$15,465	\$90	\$1,289
Tramac BRH750, NPK12X, Allied 770	\$116,480	18%	\$20,965	\$122	\$1,747
Tramac BRH1100, NPK14X, Allied 780	\$157,248	18%	\$28,305	\$165	\$2,359
NPK H-24X	\$320,320	18%	\$57,660	\$335	\$4,805
Add \$100.00 / inch for point wear					
Hydraulic Vibratory Compactors:					
(Add to respective hourly rates for a machine with compactor attachment capability)					
Allied 8700C, Tramac 600	\$21,252	7%	\$1,490	\$9	\$124
Allied 9700C, Tramac 1100	\$30,285	7%	\$2,120	\$12	\$177


 <b>EQUIPMENT DESCRIPTION</b>	<b>NSRBA 2021</b>				
	<b>Purchase Price 2021</b>	<b>Monthly Rental %</b>	<b>Monthly Rate</b>	<b>Hourly Rate</b>	<b>Daily Rate</b>
Allied 9800C, Tramac 1600	\$41,860	7%	\$2,930	\$17	\$244
<b>COMPACTION EQUIPMENT: Non-Operated*</b>					
<b>Compactors Rammer Type:</b>					
80-120 lbs	\$4,962	20%	\$990	\$6	\$83
121-175 lbs	\$5,916	20%	\$1,185	\$7	\$99
Over 175 lbs	\$6,681	20%	\$1,335	\$8	\$111
<b>Vibratory Plate:</b>					
180-200 lbs	\$3,977	20%	\$795	\$5	\$66
201-325 lbs	\$4,659	20%	\$930	\$5	\$78
326-450 lbs	\$8,966	20%	\$1,795	\$10	\$149
451-600 lbs	\$14,527	20%	\$2,905	\$17	\$242
<b>Vibratory Rollers:</b>					
<b>Walk-Behind Rollers</b>					
15" - 22" wide	\$22,856	10%	\$2,285	\$13	\$190
24" - 26" wide	\$27,642	10%	\$2,765	\$16	\$230
28" - 30" wide	\$35,162	10%	\$3,515	\$20	\$293
32" - 36" wide	\$45,758	10%	\$4,575	\$27	\$381
<b>Self-Propelled, Single Drive, Single Smooth Drum:</b>					
42" - 60" 4000 - 6000 lbs	\$119,720	8%	\$9,580	\$56	\$798
61" - 70" 10,000 - 13,000 lbs	\$159,319	8%	\$12,745	\$74	\$1,062
71" - 85" 13,000 - 20,000 lbs	\$194,314	8%	\$15,545	\$90	\$1,295
71" - 85" 21,000 - 24,000 lbs	\$265,314	8%	\$21,225	\$123	\$1,769
80" - 105" 25,000 - 35,000 lbs	\$287,610	8%	\$23,010	\$134	\$1,917
<b>Self-Propelled, Drum Drive, Single Smooth Drum:</b>					
50" - 60" 8500 - 11,000 lbs					
61" - 70" 11,000 - 14,000 lbs	\$179,015	8%	\$14,320	\$83	\$1,193
71" - 85" 15,000 - 21,500 lbs	\$220,935	8%	\$17,675	\$103	\$1,473
71" - 85" 21,000 - 25,000 lbs	\$290,149	8%	\$23,210	\$135	\$1,934
80" - 105" 25,000 - 45,000 lbs	\$339,776	8%	\$27,180	\$158	\$2,265
<b>Padfoot: Self -Propelled, Drum Drive, Single Pad or Sheepsfoot Drive</b>					
60" - 70" 12,000 - 15,500 lbs	\$210,994	8%	\$16,880	\$98	\$1,407
71" - 85" 15,500 - 26,000 lbs	\$300,270	8%	\$24,020	\$140	\$2,002
86" - 105" 26,000 - 50,000 lbs	\$369,007	8%	\$29,520	\$172	\$2,460
<b>Asphalt: Fueled and Operated *</b>					
<b>Self-Propelled, Drum Drive, Single Smooth Drum - For Asphalt:</b>					
61" - 70" 10,000 - 14,000 lbs	\$195,982	8%	\$15,680	\$154	\$1,307
71" - 85" 15,000 - 25,000 lbs	\$248,471	8%	\$19,880	\$182	\$1,656
<b>Self-Propelled, Tandem Smooth Drum for Asphalt - One Drum Vibrating:</b>					
Up to 40" - Up to 5,000 lbs	\$68,105	8%	\$5,450	\$82	\$454


 <b>EQUIPMENT DESCRIPTION</b>	<b>NSRBA 2021</b>				
	<b>Purchase Price 2021</b>	<b>Monthly Rental %</b>	<b>Monthly Rate</b>	<b>Hourly Rate</b>	<b>Daily Rate</b>
Self-Propelled, Tandem Vibrating Smooth Drums - For Asphalt or Soil:					
Up to 42", 7,000 lbs	\$64,310	8%	\$5,145	\$81	\$429
43" - 55" Up to 9,000 lbs	\$79,210	8%	\$6,335	\$87	\$528
56" - 76", 15,000 - 23,000 lbs	\$206,137	8%	\$16,490	\$162	\$1,374
76" - 85", Over 24,000 lbs	\$273,314	8%	\$21,865	\$195	\$1,822
Self-Propelled, Combo Type, Vibrating Drum & Pneumatic Tires for Asphalt: 43" - 55" Drum Width, Up to 4000 KG					
48"	\$91,751	8%	\$7,340	\$93	\$612
56"	\$148,785	8%	\$11,905	\$120	\$992
66" 11000 KG	\$203,176	8%	\$16,255	\$161	\$1,355
77" 13500 KG	\$339,500	8%	\$27,160	\$226	\$2,263
84" 20000 KG	\$405,888	8%	\$32,470	\$257	\$2,706
Self-Propelled, Tandem Smooth drums, Two Axles - for Asphalt:					
3-5 Tons					
4-6 Tons	\$72,800	7%	\$5,095	\$75	\$425
5-9 Tons	\$101,920	7%	\$7,135	\$86	\$595
8-10 Tons	\$119,385	7%	\$8,355	\$94	\$696
8-12 Tons	\$134,789	7%	\$9,435	\$105	\$786
Pneumatic Tired Rollers					
Self-Propelled:					
10-12 Tons, 9 wheels	\$196,560	7%	\$13,760	\$130	\$1,147
12-15 Tons, 9 wheels	\$207,872	7%	\$14,550	\$135	\$1,213
20-25 Tons, 7-9 wheels	\$286,720	7%	\$20,070	\$172	\$1,673
27 Tons, 7-9 wheels	\$311,091	7%	\$21,775	\$182	\$1,815
<b>CONCRETE EQUIPMENT: Fueled Operated *</b>					
Concrete Slip form Curb Machine:					
Auto Grade 6' max. width	\$365,564	12%	\$43,870	\$290	\$3,656
Auto Grade Barrier	\$404,212	12%	\$48,505	\$317	\$4,042
Slip Form Paver:					
10-12' Single Lane	\$229,556	12%	\$27,545	\$195	\$2,296
Concrete Deck Finsher:					
Up to 60' wide			\$1,750	\$45	\$146
(Each Additional 10' of width add \$25.00 per day)					
Concrete Pumper Trucks: (Note: Pump rate includes pump operator)					
Under 28m Boom	\$450,500	8%	\$36,040	\$245	\$3,003
28m Boom	\$508,800	8%	\$40,705	\$272	\$3,392
31/32m Boom	\$545,476	8%	\$43,640	\$289	\$3,637
36m Boom	\$630,409	8%	\$50,435	\$328	\$4,203
42m Boom	\$780,160	8%	\$58,880	\$377	\$4,907


 <b>EQUIPMENT DESCRIPTION</b>	<b>NSRBA 2021</b>				
	<b>Purchase Price 2021</b>	<b>Monthly Rental %</b>	<b>Monthly Rate</b>	<b>Hourly Rate</b>	<b>Daily Rate</b>
52m Boom	\$1,246,030	8%	\$94,040	\$582	\$7,837
(+) \$3.00/cu m Pump Charge					
Minimum Charge: \$300.00					
<b>BUCKETS: Non-Operated *</b>					
Concrete-Bottom Dump, Controllable:					
1/2 cy	\$3,307	8%	\$265	\$2	\$22
3/4 cy	\$3,676	8%	\$295	\$2	\$25
1 cy, 60,000 lbs	\$4,274	8%	\$340	\$2	\$28
1 - 1/2 cy	\$4,694	8%	\$375	\$2	\$31
2 cy	\$5,947	8%	\$475	\$3	\$40
3 cy	\$7,479	8%	\$600	\$3	\$50
4 cy	\$8,179	8%	\$655	\$4	\$55
<b>CRANES: Fueled and Operated *</b>					
Cable Crawler or Truck Mounted:					
12-15 Tons			\$12,560	\$75	
18-25 Tons			\$16,590	\$100	
30-35 Tons			\$19,750	\$120	
40-45 Tons			\$20,650	\$150	
45 Tons (2 cu yd)			\$22,175	\$175	
60 Tons			\$25,870	\$195	
65 Tons			\$30,120	\$220	
80 Tons			\$38,625	\$265	
95 Tons			\$55,440	\$360	
100 Tons			\$60,060	\$385	
130 Tons			\$60,060	\$390	
150 Tons			\$68,560	\$435	
200 Tons			\$82,790	\$515	
300 Tons			\$112,545	\$685	
Hydraulic Truck Mounted:					
30 Tons			\$24,025	\$185	
35 Tons			\$25,320	\$190	
40 Tons			\$25,685	\$195	
45 Tons			\$29,570	\$215	
50 Tons			\$30,490	\$220	
55 Tons			\$33,265	\$235	
65 Tons			\$38,810	\$265	
80 Tons			\$43,060	\$290	
110 Tons			\$55,440	\$362	
120 Tons			\$60,985	\$394	





 <b>EQUIPMENT DESCRIPTION</b>	<b>NSRBA 2021</b>				
	<b>Purchase Price 2021</b>	<b>Monthly Rental %</b>	<b>Monthly Rate</b>	<b>Hourly Rate</b>	<b>Daily Rate</b>
165 Tons			\$78,540	\$494	
450 Tons			\$167,245	\$998	
Hydraulic Boom Truck: Telescopic-Straight Boom					
8 Tons			\$10,165	\$105	
9 Tons			\$11,275	\$110	
12 Tons			\$14,230	\$125	
15 Tons			\$16,260	\$140	
17 Tons			\$20,880	\$165	
25 Tons			\$25,870	\$195	
Hydraulic Rough Terrain Crane - Lift Capacity					
13,000 KG			\$19,405	\$155	
20,000 KG			\$28,645	\$210	
40,000 KG			\$37,885	\$260	
65,000 KG			\$41,580	\$280	
AERIAL LIFTS - Self Propelled Telescopic: Articulating					
9.0 m			\$3,200		
12.0 m			\$3,700	\$22	
15.0 m			\$5,700	\$33	
Scissor Lifts - Self Propelled:					
4.0 m Platform Height			\$1,100	\$6	
7.0 m			\$1,500	\$9	
10.0 m			\$2,400	\$14	
<b>CRUSHING EQUIPMENT: Fueled and Operated *</b>					
Primary Crushing Plants c/w Power Unit Portable, including Feeder, Vibratory Grizzly or Screw and Front Product Conveyor					
JAW CRUSHER - 24" X 36" 160 -180 HP	\$686,720	7%	\$48,070	\$348	\$4,006
28" X 44"	\$797,551	7%	\$55,830	\$393	\$4,652
30" X 42" 190 -240 HP	\$825,425	7%	\$57,780	\$414	\$4,815
30" X 54" 300 -375 HP	\$922,385	7%	\$64,565	\$478	\$5,381
Note:Hourly Rate includes One Operator on Primary Crusher					
Secondary Crushing Plants c/w Power Unit Portable, Including Feeder & Product Conveyor					
36" Cone Plant 150-200 HP	\$922,783	7%	\$64,595	\$445	\$5,383
48" Cone Plant 250-325 HP	\$1,012,543	7%	\$70,880	\$504	\$5,907
54" Cone Plant 300-425 HP	\$1,054,155	7%	\$73,790	\$536	\$6,149
60" Cone Plant 500-650 HP	\$1,081,896	7%	\$75,735	\$590	\$6,311
Gravel Plants - Portable, In Line Jaw, Twin Rolls, Screen & Power Unit					
12" x 36" Jaw - 30" x 25" Rolls	\$964,045	7%	\$67,485	\$542	\$5,624
12" x 36" Jaw - 30" x 30" Rolls	\$1,005,960	7%	\$70,415	\$559	\$5,868


 <b>EQUIPMENT DESCRIPTION</b>	<b>NSRBA 2021</b>				
	<b>Purchase Price 2021</b>	<b>Monthly Rental %</b>	<b>Monthly Rate</b>	<b>Hourly Rate</b>	<b>Daily Rate</b>
12" x 48" Jaw - 30" x 36" Rols	\$1,089,790	7%	\$76,285	\$593	\$6,357
<b>Note: Hourly Rate on Secondary Crushers Include Two Operators</b>					
Electric Belt Conveyor - Stackers:					
24" x 60'	\$46,370	8%	\$3,710	\$60	\$309
Electric Radial Stacker:					
36" x 110'	\$173,891	8%	\$13,910	\$126	\$1,159
Telescopic Stacker:					
36" x 130' Telescopic	\$384,009	8%	\$30,720	\$229	\$2,560
<b>Note: Stackers Hourly Rate Includes One Operator Screening and Washing Plants:</b>					
Conveyor Screens - Portable - Including Loading Hopper, Feeder and Cantilevered Screen:					
4' x 8' Screen 50-70 HP	\$144,909	10%	\$14,490	\$131	\$1,208
4' x 10' Screen 65-85 HP	\$195,627	10%	\$19,565	\$163	\$1,630
5' x 10' Screen 65-85 HP	\$260,836	10%	\$26,085	\$201	\$2,174
6' x 20' Screen 60-80 HP	\$318,800	10%	\$31,880	\$234	\$2,657
7' x 20' Screen 70-90 HP	\$362,273	10%	\$36,225	\$262	\$3,019
8' x 20' Screen 80-100 HP	\$432,727	10%	\$43,275	\$305	\$3,606
<b>Note: Screening Plants Hourly Rates Include One Operator</b>					
Tracked Screening Plants:					
5' x 12' Screen 95-115 HP	\$362,273	10%	\$36,225	\$267	\$3,019
5' x 16' Screen 95-115 HP	\$412,991	10%	\$41,300	\$296	\$3,442
5' x 20' Screen 95-115 HP	\$470,955	10%	\$47,095	\$330	\$3,925
<b>Note: Screening Plants Hourly Rates Include One Operator</b>					
<b>FRONT END LOADERS: Fueled and Operated*</b>					
Rubber Tired 4x4 c/w "General Purpose Bucket":					
35 - 85 HP 3,500 - 7,500 KG	\$165,360	7%	\$11,575	\$114	\$965
86 - 100 HP 7,500 - 8,000 KG	\$193,000	7%	\$13,510	\$141	\$1,126
101 - 125 HP 8,000 - 10,000 KG	\$217,925	7%	\$15,255	\$146	\$1,271
126 - 140 HP 10,000 - 12,500 KG	\$274,000	7%	\$19,180	\$173	\$1,598
141 - 200 HP 12,500 - 15,000 KG	\$322,850	7%	\$22,600	\$200	\$1,883
201 - 250 HP 15,000 - 20,000 KG	\$342,380	7%	\$23,965	\$219	\$1,997
251 - 300 HP 20,000 - 25,000 KG	\$616,243	7%	\$43,135	\$341	\$3,595
301 - 350 HP 25,000 - 35,000 KG	\$795,106	7%	\$55,655	\$423	\$4,638
500 - 550 HP 50,000 - 55,000 KG	\$1,211,715	7%	\$84,820	\$633	\$7,068
<b>SKID STEER LOADER &amp; COMPACT TRACK LOADERS: Fueled and Operated *</b>					
50 HP and under	\$54,500	10%	\$5,450	\$72	\$454
51 - 60 HP	\$79,500	10%	\$7,950	\$92	\$663


 <b>EQUIPMENT DESCRIPTION</b>	<b>NSRBA 2021</b>				
	<b>Purchase Price 2021</b>	<b>Monthly Rental %</b>	<b>Monthly Rate</b>	<b>Hourly Rate</b>	<b>Daily Rate</b>
61 - 70 HP	\$88,290	10%	\$8,830	\$99	\$736
71 - 80 HP	\$97,010	10%	\$9,700	\$106	\$808
81 - 85 HP	\$119,500	10%	\$11,950	\$121	\$996
86 - 90 HP	\$130,800	10%	\$13,080	\$129	\$1,090
Attachments:					
Add 20% to rate for Backhoe or Broom, Auger/Post Hole, Brush Cutter, Excavator, Forks, Cold Planer					
<b>GENERATOR SETS: Non-Operated *</b>					
Gas Powered: Water or Air Cooled, 120 Volt, Single Phase:					
Under 2 kw	\$2,162	20%	\$430	\$3	\$36
2.1 - 3 kw	\$2,417	20%	\$485	\$3	\$40
3.1 - 4 kw	\$3,180	20%	\$635	\$4	\$53
4.1 - 5 kw	\$4,961	20%	\$990	\$6	\$83
6.1 - 7 kw	\$6,742	20%	\$1,350	\$8	\$112
9.1 - 10 kw	\$8,777	20%	\$1,755	\$10	\$146
Gas or Diesel Generators, Water Cooled:					
30 kw		20%	\$2,670	\$16	\$223
80 kw		20%	\$3,870	\$22	\$322
175 kw		20%	\$4,135	\$24	\$345
350 kw		20%	\$5,090	\$30	\$424
650 kw		20%	\$8,270	\$48	\$689
1000 kw		20%	\$11,605	\$67	\$967
<b>MOTOR GRADERS &amp; ATTACHEMENTS: Fueled and</b>					
Graders c/w Cab, Hydraulic Moldboard, & Front Scarifier					
(Note: HP is "minimum net flywheel HP")					
(Note: mb is "moldboard size in feet")					
Articulated Frame:					
60 - 80 HP - 12' mb	\$313,490	5%	\$15,675	\$139	\$1,306
81 - 110 HP - 12' mb	\$366,802	5%	\$18,340	\$161	\$1,528
111 - 135 HP - 12' mb	\$465,975	5%	\$23,300	\$195	\$1,942
136 - 150 HP - 14' mb	\$510,937	5%	\$25,545	\$212	\$2,129
151 - 250 HP - 16' mb	\$542,275	5%	\$27,115	\$223	\$2,259
250 - 300 HP - 16' mb	\$868,360	5%	\$43,420	\$342	\$3,618
ATTACHMENTS AND OPTIONS:					
Hydraulic Rear - Mounted Ripper, Asphalt Cutting Wheel or Scarifier:					
Add 20% to hourly rate.					
All Wheel Drive: Add 10% to Hourly Rate.					
GRAVEL SPREADERS:					
Shoulder Spreaders:					

 <b>EQUIPMENT DESCRIPTION</b>	<b>NSRBA 2021</b>				
	<b>Purchase Price 2021</b>	<b>Monthly Rental %</b>	<b>Monthly Rate</b>	<b>Hourly Rate</b>	<b>Daily Rate</b>
For Grader Mounting:	\$99,375	6%	\$5,965	\$35	\$497
Gravel Spreaders:					
Self Propelled:					
50 HP 6ft Spread 50HP	\$152,375	6%	\$9,145	\$53	\$762
<b>PILE DRIVING EQUIPMENT: Non-Operated *</b>					
Diesel Hammer - (Not including Leads): Open Head, Single Acting:					
8,000 - 10,000 ft lbs			\$6,670	\$39	\$556
17,000 - 19,000 ft lbs			\$8,860	\$52	\$739
22,000 - 26,000 ft lbs			\$9,990	\$58	\$833
27,000 - 30,000 ft lbs			\$12,130	\$71	\$1,011
31,000 - 39,000 ft lbs			\$13,050	\$76	\$1,088
40,000 - 59,000 ft lbs			\$17,320	\$101	\$1,443
60,000 - 83,000 ft lbs			\$21,945	\$128	\$1,829
84,000 - 100,000 ft lbs			\$28,595	\$166	\$2,383
101,000 - 110,000 ft lbs			\$30,895	\$180	\$2,575
Closed Head, Double Acting:					
8,000 - 10,000 ft lbs			\$8,605	\$50	\$717
18,000 - 21,000 ft lbs			\$12,935	\$75	\$1,078
26,000 - 31,000 ft lbs			\$16,940	\$98	\$1,412
32,000 - 40,000 ft lbs			\$18,885	\$110	\$1,574
41,000 - 50,000 ft. lbs			\$21,830	\$127	\$1,819
Air or Steam Hammers (Not including Leads) - Single Acting:					
15,000 - 17,000 ft lbs			\$9,015	\$52	\$751
18,000 - 22,000 ft lbs			\$10,080	\$59	\$840
23,000 - 28,000 ft lbs			\$11,300	\$66	\$942
29,000 - 33,000 ft lbs			\$12,590	\$73	\$1,049
34,000 - 39,000 ft lbs			\$16,160	\$94	\$1,347
40,000 - 47,000 ft lbs			\$17,970	\$104	\$1,498
48,000 - 55,000 ft lbs			\$21,500	\$125	\$1,792
56,000 - 65,000 ft lbs			\$23,750	\$138	\$1,979
76,000 - 95,000 ft lbs			\$31,370	\$182	\$2,614
Double or Differential Acting:					
2,500 - 3,500 ft lbs			\$4,805	\$28	\$401
3,600 - 4,800 ft lbs			\$5,030	\$29	\$419
7,200 - 10,000 ft lbs			\$8,670	\$50	\$723
11,000 - 14,000 ft lbs			\$8,850	\$51	\$737
15,000 - 18,000 ft lbs			\$11,355	\$66	\$946
19,000 - 22,000 ft lbs			\$12,645	\$74	\$1,054
23,000 - 26,000 ft lbs			\$14,170	\$82	\$1,181


 <b>EQUIPMENT DESCRIPTION</b>	<b>NSRBA 2021</b>				
	<b>Purchase Price 2021</b>	<b>Monthly Rental %</b>	<b>Monthly Rate</b>	<b>Hourly Rate</b>	<b>Daily Rate</b>
Vibratory Driver Extractors:					
Electric c/w Generator			\$14,550	\$85	\$1,212
Hydraulic:					
30-40 Tons			\$12,240	\$71	\$1,020
65-80 Tons			\$20,875	\$121	\$1,739
110-130 Tons			\$31,310	\$182	\$2,609
150 -175 Tons			\$33,335	\$194	\$2,778
Drop Hammers:					
1,500 lbs			\$880	\$5	\$73
3,000 lbs			\$1,200	\$7	\$100
4,000 lbs			\$1,675	\$10	\$140
5,000 lbs			\$2,220	\$13	\$185
7,000 lbs			\$3,035	\$18	\$253
Extractors Air or Steam:					
600-700 ft lbs			\$4,490	\$26	\$374
1,000 - 2,000 ft lbs			\$6,230	\$36	\$519
4,000 - 6,000 ft lbs			\$9,490	\$55	\$791
Diesel:					
3,600 ft lbs			\$14,240	\$83	\$1,187
LEADS:					
Swinging Leads:					
Per 10' Length			\$435	\$3	\$36
Fixed Leads:					
50' Length c/w Manual Kicker			\$4,030	\$23	\$336
Additional 10' Length			\$435	\$3	\$36
For Power Kick Add			\$1,935	\$11	\$161
Vertical Travel Leads (Hydraulically Operated)					
Standard Duty - 75' Length			\$10,830	\$63	\$903
Additional 10' Length			\$435	\$3	\$36
Heavy Duty - 75' Length			\$12,450	\$72	\$1,037
Additional 10' Length			\$520	\$3	\$43
<b>PUMPS (Fuel Extra): Non Operated *</b>					
Centrifugal Gas: Self Printing, Including 20' Suction and 50' of Discharge Hose					
2" Pump 4.5HP	\$1,834	25%	\$460	\$3	\$38
3" Pump 6.0HP	\$2,650	25%	\$665	\$4	\$55
4" Pump 9.0HP	\$5,724	25%	\$1,430	\$8	\$119
6" Pump	\$10,478	25%	\$2,620	\$15	\$218
Trash (Gas):					


 <b>EQUIPMENT DESCRIPTION</b>	<b>NSRBA 2021</b>				
	<b>Purchase Price 2021</b>	<b>Monthly Rental %</b>	<b>Monthly Rate</b>	<b>Hourly Rate</b>	<b>Daily Rate</b>
2" Pump 6.0 HP	\$3,180	20%	\$635	\$4	\$53
3" Pump 9.0 HP	\$3,858	20%	\$770	\$4	\$64
4" Pump 11.0 HP	\$6,360	20%	\$1,270	\$7	\$106
Trash (Diesel):					
4" Pump 6.8 HP	\$15,433	20%	\$3,085	\$18	\$257
6" Pump 9.9 HP	\$29,847	20%	\$5,970	\$35	\$497
Electric Submersible - including 50' cable, 50' Discharge Hose					
2" Pump	\$1,060	20%	\$210	\$1	\$18
3" Pump	\$1,166	20%	\$235	\$1	\$19
4" Pump	\$4,505	20%	\$900	\$5	\$75
6" Pump	\$19,610	20%	\$3,920	\$23	\$327
Diaphragm-Gas, Portable, Include 20' Suction Hose, 50' Dis. Hose					
3" Pump 7 HP	\$3,684	20%	\$735	\$4	\$61
4" Pump	\$6,254	20%	\$1,250	\$7	\$104
<b>SCRAPERS: Fueled and Operated *</b>					
(Note: cy is "struck capacity")					
(Note: HP is "net engine HP")					
Single Engine:					
10-13 CY (140-230 HP)					
14-21 CY (275-335 HP)	\$679,000	6%	\$40,740	\$333	\$3,395
22-31 CY (340-450 HP)	\$998,000	6%	\$59,880	\$462	\$4,990
Twin Engine:					
14-21 CY 400-480 HP)	\$1,656,250	6%	\$99,375	\$700	\$8,281
22-31 CY 650-750 HP)	\$2,035,200	6%	\$122,110	\$884	\$10,176
<b>TRACTOR-DOZERS: Fueled and Operated *</b>					
Crawler: Diesel c/w Power Tilt Blade					
(Note: HP is "net flywheel HP")					
(Note: KG is "minimum operating weight")					
70 - 85 HP 7,500 and Under	\$148,128	6%	\$8,890	\$103	\$741
86 - 100 HP 7,500 - 12,000 KG	\$175,490	6%	\$10,530	\$114	\$877
101 - 150 HP 12,000 - 15,000 KG	\$207,774	6%	\$12,465	\$132	\$1,039
151 - 200 HP 15,000 - 20,000 KG	\$285,468	6%	\$17,130	\$169	\$1,427
201 - 250 HP 20,000 - 25,000 KG	\$381,238	6%	\$22,875	\$213	\$1,906
251 - 300 HP 25,000 - 35,000 KG	\$611,122	6%	\$36,665	\$303	\$3,056
301 - 400 HP 35,000 - 40,000 KG	\$896,525	6%	\$53,790	\$417	\$4,483
401 - 500 HP 45,000 - 60,000 KG	\$1,238,296	6%	\$74,300	\$557	\$6,191
501 - 650 HP 60,000 - 75,000 KG	\$1,701,490	6%	\$102,090	\$743	\$8,507
850HP+ 75000 KG+	\$2,289,000	6%	\$137,340	\$1,003	\$11,445
Attachments:					


 <b>EQUIPMENT DESCRIPTION</b>	<b>NSRBA 2021</b>				
	<b>Purchase Price 2021</b>	<b>Monthly Rental %</b>	<b>Monthly Rate</b>	<b>Hourly Rate</b>	<b>Daily Rate</b>
Add the following % to the respective monthly and hourly rates:					
Hydraulic Ripper - 20%					
Winch - 5%					
<b>TRACTORS-INDUSTRIAL &amp; FARM: Fueled and Operated *</b>					
Basic Tractor Diesel					
(Note: HP is "net flywheel HP")					
(Note: lbs is "minimum operating weight")					
34-40 HP 3,000 KG	\$38,425	6%	\$2,305	\$56	\$192
40-45 HP 4,000 KG	\$46,375	6%		\$60	\$232
55-79 HP 5,000 KG	\$72,875	6%	\$4,375	\$74	\$364
Add Attachments to Tractor Rate:					
Blades	\$6,250	10%	\$625	\$4	\$52
Buckets	\$9,375	10%	\$940	\$5	\$78
Mower (Cutter Bar)	\$6,500	10%	\$650	\$4	\$54
60"	\$3,750	10%	\$375	\$2	\$31
72"	\$4,750	10%	\$475	\$3	\$40
84"	\$6,250	10%	\$625	\$4	\$52
96"	\$8,125	10%	\$815	\$5	\$68
Tractor Mounted Boom 6'-8'	\$15,000	10%	\$1,500	\$9	\$125
Lime Sowers			\$660	\$4	\$55
Asphalt Cutters (Disk Type)			\$1,380	\$8	\$115
Post Hole Digger			\$660	\$4	\$55
Extending Boom			\$605	\$4	\$50
Wrist Action Bucket			\$1,320	\$8	\$110
Hay Mulcher / Blower	\$55,000	10%	\$5,500	\$32	\$458
<b>TRAILERS:</b>					
Office Trailers - with washroom and running gear:					
16'x8' 1 room, no washroom	\$19,875	5%	\$995	\$6	\$83
20'x10' 2 rooms, no washroom	\$26,500	5%	\$1,325	\$8	\$110
32'x10' 2 rooms	\$42,400	5%	\$2,120	\$12	\$177
40'x10' 2 rooms	\$53,000	5%	\$2,650	\$15	\$221
52'x10' 2 rooms	\$68,900	5%	\$3,445	\$20	\$287
<b>TRUCKS: Operated *</b>					
<b>PICK UP TRUCKS:</b>					
Regular Cab:					
1/2 Tons	\$44,250	5%	\$2,215	\$48	\$184
3/4 Tons	\$54,500	5%	\$2,725	\$51	\$227
1 Tons	\$58,500	5%	\$2,925	\$52	\$244
<b>DUMP TRUCKS: Fueled and Operated</b>					

 <b>EQUIPMENT DESCRIPTION</b>	<b>NSRBA 2021</b>				
	<b>Purchase Price 2021</b>	<b>Monthly Rental %</b>	<b>Monthly Rate</b>	<b>Hourly Rate</b>	<b>Daily Rate</b>
(Note: Capacity shown is "gross vehicle weight in lbs)					
Single Rear Axle (Diesel or Gas):					
8,700KG GVW	\$85,000	3%	\$2,550	\$55	\$213
17,100KG GVW	\$135,000	3%	\$4,050	\$65	\$338
Tandem Rear Axle - Diesel:					
26000KG GVW 330-450 HP	\$190,000	3%	\$5,700	\$80	\$475
Twin Steer Tandem Rear Axle Diesel:					
34000GVW	\$230,000	3%	\$6,900	\$100	\$575
Stone Slinger: 24 Tons	\$284,000	3%	\$8,520	\$160	\$710
Plow Trucks w/Plow & Wing:					
Add 25% to Truck Rental Rate					
Sanding Trucks:					
Add 15% to Truck Rental Rate					
Truck Tractors:					
23,500 GVW	\$170,130	3%	\$5,105	\$100	\$425
<b>TRUCK TRACTOR/FLOATS: Non-Operated*</b>					
Tandem Truck & Tag-A-Long:					
Tag Along w/Truck:					
6-8 Tons			\$5,010	\$29	\$417
9-12 Tons			\$6,120	\$36	\$510
13-20 Tons			\$6,680	\$39	\$557
<b>TRAILERS / FLOATS: Non-Operated*</b>					
Rigid Gooseneck:					
15-25 Tons	\$48,204	8%	\$3,855	\$22	\$321
30 Tons	\$53,875	8%	\$4,310	\$25	\$359
Detachable Gooseneck:					
35 Tons		8%	\$7,920	\$46	\$660
40 Tons	\$112,000	8%	\$8,960	\$52	\$747
50 Tons	\$135,000	8%	\$10,800	\$63	\$900
<b>HAULAGE UNITS: Non-Operated*</b>					
High Platform Trailers:					
30 Tons	\$35,788	10%	\$3,580	\$21	\$298
40 Tons	\$49,706	10%	\$4,970	\$29	\$414
50 Tons	\$57,990	10%	\$5,800	\$34	\$483
Pup/Dump Trailers (hourly rate N.I. Operator)					
18,000 GWR	\$37,800	10%	\$3,780	\$22	\$315
40,000 GWR	\$52,500	10%	\$5,250	\$31	\$438
Semi-Dump Trailer:					
27 cu yd. Min. Struck Capacity	\$55,000	8%	\$4,400	\$26	\$367



 <b>EQUIPMENT DESCRIPTION</b>	<b>NSRBA 2021</b>				
	<b>Purchase Price 2021</b>	<b>Monthly Rental %</b>	<b>Monthly Rate</b>	<b>Hourly Rate</b>	<b>Daily Rate</b>
30 cu yd.	\$57,000	8%	\$4,560	\$27	\$380
33 cu yd	\$65,000	8%	\$5,200	\$30	\$433
37 cu yd	\$75,000	8%	\$6,000	\$35	\$500
<b>Hopper Dump Trailer:</b>					
20 cu yd Min. Struck Capacity	\$53,161	8%	\$4,255	\$25	\$354
28 cu yd	\$79,700	8%	\$6,375	\$37	\$531
<b>Live Bottom Trailer</b>					
Tandem	\$104,000	8%	\$8,320	\$48	\$693
Tri Axle	\$112,000	8%	\$8,960	\$52	\$747
<b>Tag-a-long Tilt Bed:</b>					
10 Tons	\$20,996	8%	\$1,680	\$10	\$140
16 Tons	\$30,608	8%	\$2,450	\$14	\$204
20 Tons	\$40,000	8%	\$3,200	\$19	\$267
25 Tons	\$52,000	8%	\$4,160	\$24	\$347
<b>OFF-HIGHWAY TRUCKS: Fueled and Operated*</b>					
<b>Diesel Powered, Rear Dump, Full Cab:</b>					
(Note: Tons is "rated payload capacity")					
(Note: HP is "flywheel HP")					
36 Tons 475 - 500 HP	\$813,412	5%	\$40,670	\$369	\$3,389
45 Tons 501 - 575 HP	\$872,000	5%	\$43,600	\$396	\$3,633
55 Tons 700 - 750 HP	\$935,725	5%	\$46,785	\$451	\$3,899
<b>Articulated Off-Highway:</b>					
24 Tons 290 - 315 HP	\$517,500	5%	\$25,875	\$246	\$2,156
28 Tons 316 - 350 HP	\$562,860	5%	\$28,145	\$265	\$2,345
33 Tons 400 - 450 HP	\$715,500	5%	\$35,775	\$328	\$2,981
40 Tons 450 +	\$817,500	5%	\$40,875	\$362	\$3,406
<b>Water Trucks: Fueled and Operated*</b>					
1000 GAL			\$4,620	\$88	\$385
1500 GAL			\$5,900	\$95	\$492
2000 GAL			\$7,160	\$126	\$597
4000 GAL			\$7,825	\$130	\$652
7000 GAL			\$11,285	\$190	\$940
<b>MISCELLANEOUS EQUIPMENT: Non-Operated*</b>					
<b>AUGERS, HYDRAULIC TRUCK MOUNTED (Boom &amp; Auger Only)</b>					
6"-9" Dia			\$3,880	\$23	\$323
10"-12" Dia			\$5,045	\$29	\$420
13"-16" Dia			\$6,015	\$35	\$501
17"-20" Dia			\$6,790	\$39	\$566
<b>BROOMS &amp; SWEEPERS</b>					

 <b>EQUIPMENT DESCRIPTION</b>	<b>NSRBA 2021</b>				
	<b>Purchase Price 2021</b>	<b>Monthly Rental %</b>	<b>Monthly Rate</b>	<b>Hourly Rate</b>	<b>Daily Rate</b>
Self-Propelled:					
Tractor & Broom	\$86,125	12%	\$9,750	\$57	\$813
Broom, Sweepers-Front Mounted:					
1.4m Hydraulic				\$60	
CHIP SPREADERS				\$170	
HEATERS					
Vented, Oil -Fired - Electric Driven Blower:					
250,000 btu	\$2,834	20%	\$565	\$3	\$47
350,000 btu	\$5,830	20%	\$1,165	\$7	\$97
Non-Vented, Oil-Fired - Electric Driven Blower:					
30,000 btu	\$1,417	20%	\$285	\$2	\$24
60,000 btu	\$1,862	20%	\$370	\$2	\$31
90,000 btu	\$1,943	20%	\$390	\$2	\$32
150,000 btu	\$2,429	20%	\$485	\$3	\$40
315,000 btu	\$3,643	20%	\$730	\$4	\$61
Propane Heaters:					
250,000 btu	\$1,166	33%	\$385	\$2	\$32
LIGHTING PLANTS:					
4000w	\$15,900	20%	\$3,180	\$18	\$265
6000w	\$19,080	20%	\$3,815	\$22	\$318
STEAM CLEANERS					
100-120 GAL			\$1,125	\$7	\$94
150-180 GAL			\$1,350	\$8	\$112
225-250GAL			\$1,685	\$10	\$140
TAPPING GEAR					
Up to 2"			\$1,325	\$8	\$110
TRENCH BOX					
Standard (4'x8' x 16' or 20')			\$3,500	\$20	\$292
WELDERS					
SAE Amperage Portable-Gas Powered:					
200 Amp	\$12,870	8%	\$1,030	\$6	\$86
300-400 Amp	\$15,900	8%	\$1,270	\$7	\$106
Portable - Diesel Powered:					
300-400 Amp	\$19,800	7%	\$1,385	\$8	\$116
400-500 Amp	\$22,900	7%	\$1,605	\$9	\$134
Electric Welder, Rectifier Type:					
300 Amp	\$4,620	10%	\$460	\$3	\$39
400 Amp	\$4,885	10%	\$490	\$3	\$41
500 Amp	\$6,250	10%	\$625	\$4	\$52

 <b>EQUIPMENT DESCRIPTION</b>	<b>NSRBA 2021</b>				
	<b>Purchase Price 2021</b>	<b>Monthly Rental %</b>	<b>Monthly Rate</b>	<b>Hourly Rate</b>	<b>Daily Rate</b>
<b>LASERS</b>					
Standard Model - Self Leveling	\$1,650	35%	\$580	\$3	\$48
Single Slope - Self Leveling	\$2,950	35%	\$1,035	\$6	\$86
Dual Slope - Self Leveling	\$3,400	35%	\$1,190	\$7	\$99
Pipe Laser	\$5,950	25%	\$1,490	\$9	\$124
<b>TRAFFIC CONTROL BOARDS</b>					
Roof Mounting Arrowboard Complete With Control Unit and Support	\$2,050	15%	\$310	\$2	\$26
Diesel Trailer Complete With Arrowboard and Control Unit	\$8,800	12%	\$1,055	\$6	\$88
Electric Trailer Complete With Arrowboard & Control Unit	\$10,900	12%	\$1,310	\$8	\$109
<b>MACHINE GUIDANCE CONTROL (GPS)</b>					
Total Station with accessories inc radio, controller, rod, batteries tripod	\$59,625	10%	\$5,965	\$35	\$497
GPS Package inc GPS Base and Rover Unit with radios brackets, antennas and cables	\$64,250	10%	\$6,425	\$37	\$535